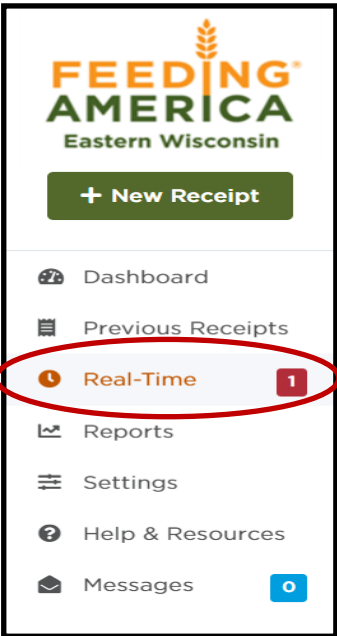




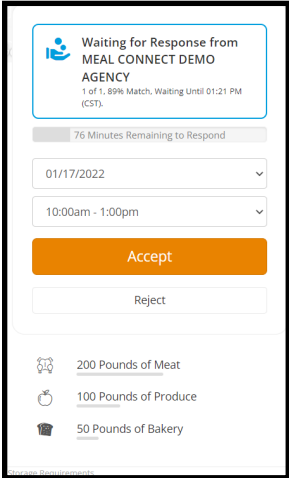
# RESPONDING TO REAL-TIME DONATION OFFERS

**1** **CLICK** Real-Time on the left Dashboard menu display.



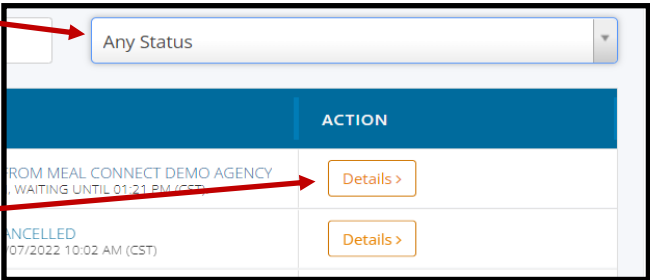
**4** **VIEW** donation details and choose a pickup time, if applicable.

**5** **CLICK** Accept or Reject



**2** **CLICK** on the drop-down menu under the Any Status field and select Offering to view all available donation offers.

**3** **CLICK** Details under the Action column to view product and product details.



**After pickup or delivery has been made, it's time to submit a receipt through Meal Connect.**